

there is
nobody
exactly like
you in the
world.

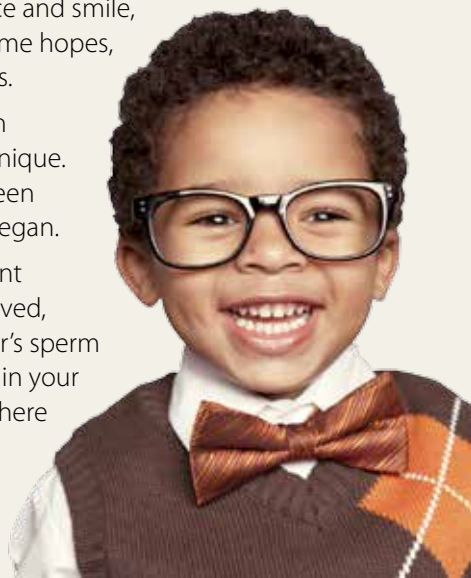
never has
been. never
will be.

Every cell in your body carries the unique set of genes you inherited from your parents (if you are an identical twin, you share this unique inheritance with one other person).

Nobody else has experienced exactly what you have and nobody else has exactly your hands, fingerprints, voice and smile, or exactly the same hopes, fears and abilities.

You're more than special. You're unique. And you have been ever since you began.

From the moment you were conceived, when your father's sperm fertilised an egg in your mother's body, there was only ever going to be one you.



you're more
than special

you're
unique!

Head Office:
LIFE House, 1 Mill Street,
Leamington Spa, Warks CV31 1ES

Tel: 01926 421587
Fax: 01926 336497
Email: sam@lifecharity.org.uk

To book a talk



National Helpline: 0808 802 5433
Text LIFE10 followed by your message to 88020
Visit www.lifecharity.org.uk



Follow us...
[@lifecharity](https://twitter.com/lifecharity)



www.facebook.com/lifecharity

Life

LOVING LIFE, OFFERING HOPE

LIFE is the trading name of LIFE 2009 which is a limited company registered in England and Wales (number 06786752), a registered charity (number 1128355) and a charity registered in Scotland (number SCO41329) whose registered office is at LIFE House, 1 Mill Street, Leamington Spa, Warwickshire CV31 1ES.

This leaflet was produced October 2012 and supersedes all previous leaflets. All in-utero ages are calculated from fertilisation.



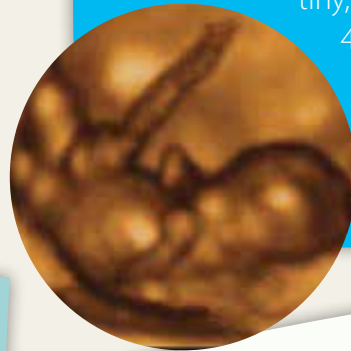
Your earliest days of life

This is a picture of you in your first two days of life. You were no bigger than a full stop. Long before you got your name, you had your identity and your DNA. The colour of your eyes, the colour of your hair, whether you were a boy or girl and many of the features you have today were all decided even at this very early stage. You would have needed a microscope to see yourself.



Look at how much you had grown by 8 weeks

When you were just 8 weeks all the organs you needed to live were already in place and developing. At this stage, you were technically called a fetus. This is Latin for 'young one'. Still tiny, you were approximately 4cm long. Your muscles had developed enough for you to make small movements.



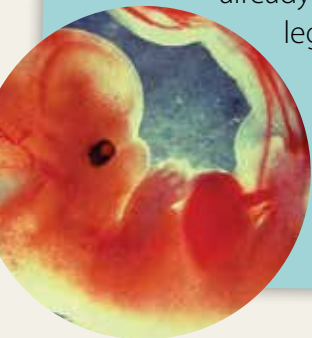
This was you at 20 weeks

At 20 weeks you already had a sleeping and waking routine, and your eyelids were able to open. At this stage you were able to hear some of the voices of people around you. You responded to music and loud noises. By 24 weeks you had developed so much that with proper medical care, you had a good chance of surviving if you were born this early.



This is how you looked at 6 weeks

At 6 weeks from fertilisation, you were just 1.5cm long, but thousands of times larger than when you began. Your heart was already beating. We could see your legs, hands, fingers and eyes. Your head was the largest part of your body and your brain had started sending messages around your body.



Sucking your finger at 14 weeks

You were already sucking your fingers and toes, swallowing some amniotic fluid and sticking out your tongue. Your heart was beating at double the speed of an adult human being. Between 16 and 18 weeks, mum may have started to feel you moving for the first time.



By the end of 9 months you had grown from the size of a full stop, to a baby weighing approximately 6-9 pounds (3-5 kg). You grew at an amazing speed.

By the time you were born, you had already been alive for nine months. You were growing and developing all the time – just as you did in the following years and will continue to do in the future.

You are unique and have been since you first began. You still are unique, and you always will be.

